




# Fun with Friends




Picture reading

Look at this picture story.

Come dear hen, let us go to the village fair.

All right. Let me bring my chicks.







**Now discuss with your friends.**

1. How many ducklings and chicks can you see in the picture?
2. The duck and the hen — are they friends? How do you know?
3. How did the hen and the chicks cross the stream?
4. Have you ever helped your friend? How did you help?
5. Did you feel happy to help your friend?
6. Match the following animals with their young ones.


**Animals**



Duck 



Hen 



Cow 



Cat 



Dog 

**Young ones**

 Kitten



 Calf




 Puppy



 Duckling



 Chick



## Chapter 1. Colours



0332CH01



You have a few crayons,  
Red, yellow and blue.  
Green, purple and black,  
I have some too.



I need the red  
and you need the black.  
If we share our crayons,  
we have a full pack!



**A. Answer the questions. Write your answer in the given space.**

1. How many children are there in the poem?

---

2. Why did the children want to share the crayons?

---

3. How can the children in the poem have a full pack?

---

**B. Think and say.**

1. The children in the poem shared their crayons. Do you share anything with your friends? What do you share?

2. You have only green, blue and red crayons. Talk in pairs what you would want to draw.

3. Now you have blue, green, red, yellow, brown and orange crayons. What can you draw? Draw here:



4. Rearrange the letters to find the hidden colour.

- a) LEBU \_\_\_\_\_
- b) LYLEWO \_\_\_\_\_
- c) RENEG \_\_\_\_\_
- d) RUPPEL \_\_\_\_\_
- e) NROBW \_\_\_\_\_




**A. Say aloud.**

This is a **green** crayon.

The word **green** begins with 'gr'.

The word **crayon** begins with 'cr'.

**Now say these words aloud:**



|           |        |          |       |        |             |
|-----------|--------|----------|-------|--------|-------------|
| <b>gr</b> | green  | grey     | grass | grapes | grandmother |
| <b>cr</b> | crayon | crab     | crane | crow   | cradle      |
| <b>dr</b> | draw   | drum     | dress | drop   | dragon      |
| <b>pr</b> | prince | princess | prize | pray   | present     |

**Form a sentence using each of these words and say it aloud.**

**Note to the teacher**

You may read aloud each word slowly. Let the children listen to your pronunciation and repeat the word.



## B. Have fun!

Here is a fun task for you! Look at the words.

Read out the COLOUR but not the words.



**For example:**

The word 'yellow' is written in green colour, so you should read **YELLOW** as GREEN instead of YELLOW for the first word.

**YELLOW**

**BLUE**

**ORANGE**

**BLACK**

**RED**

**GREEN**

**PURPLE**

**YELLOW**

**RED**

**BLUE**

**ORANGE**

**BLACK**



## A. Words used to show actions are called action words.

Read the words given below. Circle the action words.

carrot

laugh

dance

leg

eat

cry

swim

potato

sleep

play

sun

dig

jump

run

book

face

write

cat

smile

push



**B. Find the action words in the grid below.  
One is done for you.**

|   |   |   |   |   |   |   |   |
|---|---|---|---|---|---|---|---|
| p | u | p | p | y | n | b | h |
| t | y | o | k | a | r | q | p |
| x | v | u | j | w | a | l | k |
| c | a | r | w | n | o | s | e |
| o | t | g | s | r | p | o | q |
| u | y | i | e | y | e | g | g |
| g | i | v | e | t | n | d | a |
| h | v | e | q | h | e | l | p |

|       |
|-------|
| walk  |
| yawn  |
| pour  |
| cough |
| give  |
| see   |
| open  |
| help  |

**C. There are 26 letters in the English alphabet. They are:**

|   |   |   |   |   |   |   |   |   |
|---|---|---|---|---|---|---|---|---|
| A | B | C | D | E | F | G | H | I |
| J | K | L | M | N | O | P | Q | R |
| S | T | U | V | W | X | Y | Z |   |

**A**



Anu eats an apple.

**B**



Basu has a bat and a ball.





**C**

Chandu likes cabbage and carrots.



**D**

Dinesh dances day and night.



**E**

Esha enjoys an elephant ride.



**F**

Faiz feeds a fish.



**G**

Govind goes to get guavas.



**H**

Hari helps Hemant.

**Note to the teacher**

Draw learners' attention to the letter repetition in each example.





**I**

I like ice-cream.



**J**

Jack just jumps down.



**K**

Kavita keeps the kittens on her knees.



**L**

Lata loves lemonade.



**M**

Madhav mixes milk and mango pulp.



**N**

Navneet writes his name on new notebooks.



**O**

Om opens a box of oranges.



**P**

Prema puts a pencil in her pocket.



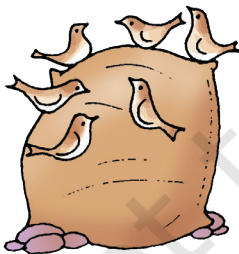
**Q**

Queue up quietly.



**R**

Radha rolls the red ribbon.



**S**

Six sparrows sit on a sack.



**T**

The teacher tells a tale.





**U**

Usha uses an umbrella.



**V**

Vishnu visits a village in a van.



**W**

We see a watchman near the white wall.




**X**

X is the last letter in ox, fox and box.



**Y**

Yasmeeen and Yana are friends.



**Z**

Zebras graze in the zoo.

**Let us arrange some words in alphabetical order.**

Let us take names of five fruits to begin with:

|                |               |                |                |                |
|----------------|---------------|----------------|----------------|----------------|
| <b>C</b> HERRY | <b>A</b> PPLE | <b>G</b> RAPES | <b>B</b> ANANA | <b>O</b> RANGE |
|----------------|---------------|----------------|----------------|----------------|

Now arrange these words in alphabetical order.

Look at the first letter of each word.

Put them in the order of the alphabet.

Write down the word that begins with A first, B next and so on ...

So, the names of these fruits in alphabetical order would be:

|               |                |                |                |                |
|---------------|----------------|----------------|----------------|----------------|
| <b>A</b> PPLE | <b>B</b> ANANA | <b>C</b> HERRY | <b>G</b> RAPES | <b>O</b> RANGE |
|---------------|----------------|----------------|----------------|----------------|

Now, write these colours in alphabetical order:

|        |      |        |       |     |
|--------|------|--------|-------|-----|
| YELLOW | BLUE | PURPLE | GREEN | RED |
|--------|------|--------|-------|-----|

\_\_\_\_\_








**Clue**



**You all have friends, don't you? Like you, words also have friends.**

Look at these words. Match each word with its friend-word. Write the new word in the space given. The picture clue will help you. One has been done for you:

| Word   | Friend | New word | Clue  |
|--------|--------|----------|---|
| rain   | paper  | _____    |    |
| blue   | ball   | _____    |   |
| news   | bow    | rainbow  |  |
| basket | worm   | _____    |  |
| earth  | berry  | _____    |  |

