


## Chapter 8. Thank God!



0332CH08

Let us read

Once upon a time, there was a farmer who liked fruits. So, he decided to grow fruits on his land. He worked hard to grow a variety of fruits. With hard work and care, the trees grew well. He took special care to grow grapes and watermelons in a small corner of his farm.





When the fruits were all ripe and ready to be eaten, the farmer decided to gift the best fruit to the king. Then his wife said, “This year, the best fruits on our farm are the watermelons and the grapes.” The farmer thought about it and said, “Since it is a long journey to the palace, I shall take the grapes as watermelons are too heavy.” So, he put bunches of grapes in a basket and walked to the king’s palace.

What do you think will happen next?



The farmer reached the palace. He told the palace guard that he had brought a gift for the King. The palace guard then took him to the royal garden. The farmer saw the King playing with the princess. So, he quietly kept the basket full of grapes in front of him and sat down.



When the King sat down to rest, the guard brought the basket of grapes to the King. The guard pointed to the farmer and told the King that the grapes were a gift from the farmer. The King saw the farmer. The King was still in a playful mood. He took a bunch of grapes from the basket. He plucked out one grape and popped it into his mouth. Then he plucked another grape and threw it playfully at the farmer.



When the grape hit the farmer's forehead, he said, "Thank God!"

The King was surprised! He threw a grape again.

The farmer again said, "Thank God! I am blessed!"



The King asked the farmer, “Why are you thanking God when I am throwing grapes at you?”

The wise farmer replied with a smile, “O mighty King! I had grown the best grapes and watermelons on my farm. I chose the grapes to gift to you. Imagine if I had brought watermelons! Indeed, God is great!”

— A Jataka tale

### **New words**

journey   guard   royal   popped   wise

### **Sight words**

grow   kept   front   again



**A. Answer the following.**

1. What did the farmer grow on his farm?

---

2. What did his wife say?

---

3. Why did the farmer decide to take the grapes?

---

4. What did the King do playfully?

---

5. Why did the farmer say, 'Thank God!'?


---

**B. Think and say.**

1. The farmer in the story grew fruits.  
What else can a farmer grow?

2. Are there women farmers? Do you  
know any?

3. If you meet a farmer, what would  
you say to them?



**A. The farmer knew that the watermelon was heavy and the grapes were light.**


The words **heavy** and **light** are **opposite** in meaning.

Write the **opposite** of the underlined word.




thick book

\_\_\_\_\_ book



long journey

\_\_\_\_\_ journey



soft cotton

\_\_\_\_\_ rock



slow tortoise


\_\_\_\_\_ rabbit



**B. Read the sentences.**

The ball **is** round.

The tables **are** brown.



**Note to the teacher**

Include more relatable and observable examples of opposites.



**C. Fill in the blanks with 'is' or 'are'.**

1. There \_\_\_\_\_ animals in the jungle.



2. The table \_\_\_\_\_ made of wood.




3. These mangoes \_\_\_\_\_ sweet.



4. Raghuram \_\_\_\_\_ a tall boy.



5. The toys \_\_\_\_\_ on the shelf.



6. The book \_\_\_\_\_ on the table.



7. The girls \_\_\_\_\_ at the shop



8. The car \_\_\_\_\_ on the road.



**Note to the teacher**

Recapitulate the concept of singular and plural and link it with the use of 'is' and 'are'.



## Aachoo!

Once a mighty elephant,  
Got a mighty cold.  
It went to buy a handkerchief,  
Where handkerchiefs were sold.

“A hanky for an elephant?”  
The sales girl was surprised,  
“Sorry sir but we don’t have  
A handkerchief that size.”

“AACHOO!” said the elephant.  
And shook its mighty head,  
“Forget about the handkerchief  
Give me a sheet instead.”



Aachoo



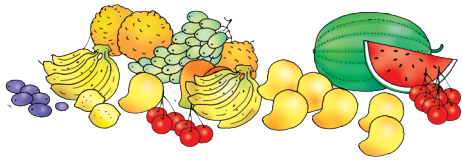




**Imagine you are visiting the Big Elephant.  
You know that the elephant has a cold.**


**What food items will you take with you?**

Say them aloud.



### Chandu's Fruit Salad

Chandu has written the steps for preparing a salad on a few slips of paper. He mixed them up. Think of the proper order and write down in the space given below.




- ( ) Next, I put in papaya cubes.
- ( ) Mother cuts some fruits for me.
- ( ) First I take some banana slices.
- ( ) Finally, I squeeze a lemon on it, adding a pinch of salt.
- ( ) Then I add the apple slices.
- ( ) Then I mix them all.
- ( ) After that I add some grapes from a bunch.



A. Find fruits in the grid given below.

S	M	F	X	C	U	D	M	MANGO
P	A	P	A	Y	A	H	G	PAPAYA
E	N	G	K	S	B	T	U	GRAPES
A	G	R	A	P	E	S	A	BANANA
R	O	Z	D	H	Y	L	V	GUAVA
A	X	B	A	N	A	N	A	PLUM
Z	P	E	A	C	H	O	G	PEACH
P	L	U	M	H	Q	P	W	PEAR



**Note to the teacher**

Guide students to locate the words in the grid.

