

# ENGLISH PRACTICE BOOK 2



**D.A.V. Publication Division**

D.A.V. College Managing Committee  
Chitragupta Road, New Delhi-110055

# English Practice Book

(Class - II)



D.A.V. Publication Division  
**D.A.V. College Managing Committee**  
Chitragupta Road, New Delhi-110055

## Concept

Dr Nisha Peshin

## Contributors

Anupama Raina

Reena Garg

## Published by:

D.A.V. Publication Division

D.A.V. College Managing Committee

Chitragupta Road, New Delhi-110055

Phone: 011-23503500

E-mail: dav.publication@davcmc.net.in

**First Edition:** January, 2007

**Reprint:** January, 2023

### IMPORTANT NOTE

This book is published only for distribution in Schools managed and controlled by D.A.V. College Managing Committee, New Delhi.

### ALL RIGHT RESERVED

- No part of this publication may be reproduced, stored in a retrieval system or transmitted, in any form or by any means, electronic, mechanical, photocopying, recording or otherwise without the prior permission of the publisher.
- This book is sold subject to the condition that it shall not, be sold in any form of binding or cover other than that in which it is published.
- The correct price of this publication is the price printed on this page. Any price indicated by a rubber stamp or by a sticker or by any other means is incorrect and should be unacceptable.

## Illustrated by:

Bhagirathi Art Studio

## Typeset by:

Manoj Kumar Sharma, Delhi-110032, (M) 8826109416

## Printed at:

Aravali Printers & Publishers Pvt. Ltd., New Delhi-110020

**Price:** ₹ 50.00

## DEAR TEACHER

D.A.V. Centre for Academic Excellence, a wing of the D.A.V. College Managing Committee has designed the course material for Classes—LKG to VIII.

This book, titled *English Practice Book* (Class-II), has been designed keeping in view, the ability of the children at this age. Proper linkages have been developed with its Main Course Book titled *My English Reader* (Class-II). This book has to be used alongwith *My English Reader* which will give more practice in learning the language. The teacher is expected to explain the worksheets based on different grammar areas and see whether it is followed correctly by the children. Once it is confirmed, the children should be left to carry on by themselves.

A child by nature loves activities. The format of the book has been designed keeping this characteristic of the child in mind. The book carries interesting worksheets which should help the children in sharpening the language skills.


The book has been profusely illustrated so as to engage the attention of the children and create interest in it. The picture clues should help the children in comprehension and also in developing the skill of reading.

I am grateful to all my seniors, colleagues and practising teachers from different D.A.V. schools who contributed in developing this book. I invite feedback and suggestions from students, teachers and parents for improving the contents and design of this book.

Dr Nisha Peshin  
Director (Academics)

## CONTENTS

S.No.	Topic	Page No.
1.	Sheetal	1
2.	Riddle Time	4
3.	Puss and the Parrot	7
4.	Helpful Friends	9
5.	A Spark in the Dark	12
6.	Sailing Trip	14
7.	A Mouse in the House	17
8.	The Magic Matchbox	21
9.	Where is the Pink Whale?	25
10.	The Crow's Nest	28
11.	The Foamy Soap	31
12.	When I was a Baby...	34
13.	Pawan–The Special Monkey	36
14.	The Silver Tray	38
15.	An Inch of Gold	40
16.	When did Sheetal...?	41
17.	The Sparrows	43
18.	Two Shops	45
19.	The School in the Jungle	48
20.	That is Your Bag, not Mine	49
21.	Tomorrow will be a Holiday	51
22.	Raghu, the Dreamer	53
23.	Picture Talk	55






1

Sheetal

WORKSHEET 1

In Lesson-1 'Sheetal', Sheetal likes to draw and colour pictures. She displays her pictures on the class bulletin board. Help her to write 'a' or 'an' under each picture.



**For the teacher:** Tell the children that we use 'an' before a word if it begins with any of the letters a, e, i, o, u.

## WORKSHEET 2

Here is a page from Sheetal's notebook. She has written a few sentences. There are mistakes in each of these sentences. Draw a circle around the mistake and rewrite the sentence correctly.

1. Ram has (a) umbrella.  
Ram has an umbrella.
2. Ravi likes to eat a apple.  
\_\_\_\_\_
3. An postman brings letters.  
\_\_\_\_\_
4. An pilot flies a aeroplane.  
\_\_\_\_\_
5. This is an soup bowl.  
\_\_\_\_\_




## WORKSHEET 3

Write words from the lesson 'Sheetal' which have any of these sound blends: ee, oo, sh, th, ng.


school.....	.....	.....
.....	.....	.....
.....	.....	.....
.....	.....	.....

**WORKSHEET 4**

Let me write about myself.



Now you can write about yourself.



My name is .....

I am ..... old.

I study in .....

I live in .....

I love to eat .....

My favourite colour is .....

I like to watch .....

My best friend's name is .....






2

# Riddle Time

## WORKSHEET 1

In Lesson-2 'Riddle Time', you must have enjoyed finding answers to the riddles. Let's have some more fun.

Find a word from the box for each clue.



### Clues:

There are ten of these on my hands. ....

It tells the time. ....

I eat it with butter or jam. ....

It has leaves. ....

I smell with it. ....

My father and mother. ....

They are in my mouth. ....

I read it. ....

## WORKSHEET 2

Look carefully at the given pictures. Write in the bubble what each animal is saying. Choose the sentence from the given help box.

### Help Box

1. I have a shell on my back.
2. I am the King of a jungle.
3. I have a long trunk.
4. I have a long neck.
5. I like to swing from the branches.
6. I fly high up in the sky.
7. I run very fast.



.....

.....

.....

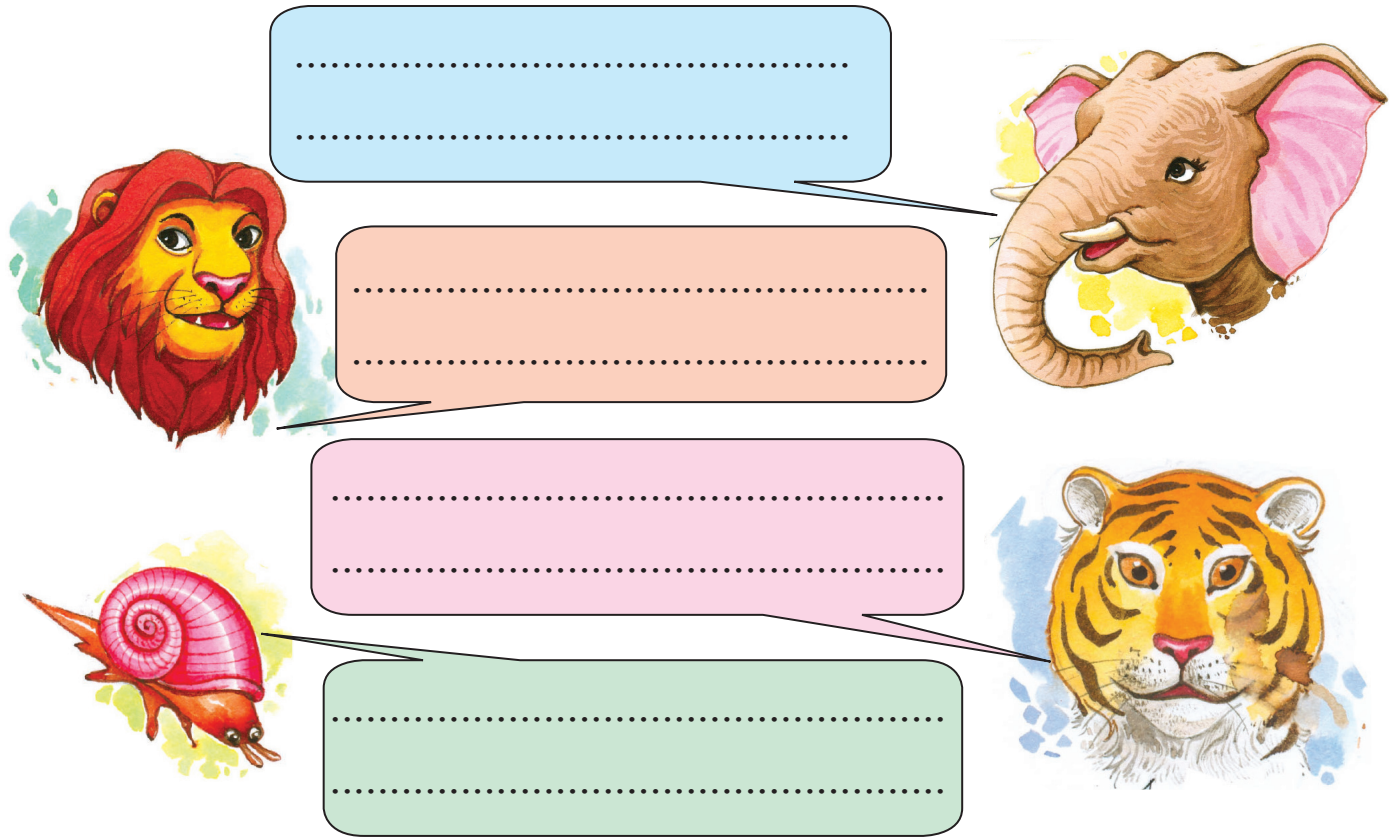
.....



.....

.....





**WORKSHEET 3**

Make as many sentences as you can with this table and write them in the space given below.

I ate		good book.
I am reading	a	cat.
The dog ran after		ice cube.
Give me	an	egg for breakfast.
I can see		old lady.

1. ....
2. ....
3. ....
4. ....
5. ....



# 3

# Puss and the Parrot

## WORKSHEET 1

In Lesson-3 '*Puss and the Parrot*', the clever parrot flies away. Read what happens next and fill in the following blanks using 'is', 'am' or 'are'.

Puss : Where ..... you going?

Parrot : I ..... going to bring rats for you.

Puss : But, it ..... raining. There ..... no rats.  
Come soon.

Parrot : Oh! You ..... so foolish. I ..... not coming back.

## WORKSHEET 2

Use one of these to fill in the blanks.

is, am, are, has, have

1. I ..... six years old.
2. Ritu ..... playing basket ball.
3. These flowers ..... very pretty.
4. We ..... Indians.
5. A kitten ..... the baby of a cat.



6. The elephant ..... a long trunk.



7. Birds ..... wings.

8. He ..... two pencils.



9. Ducklings ..... babies of ducks.

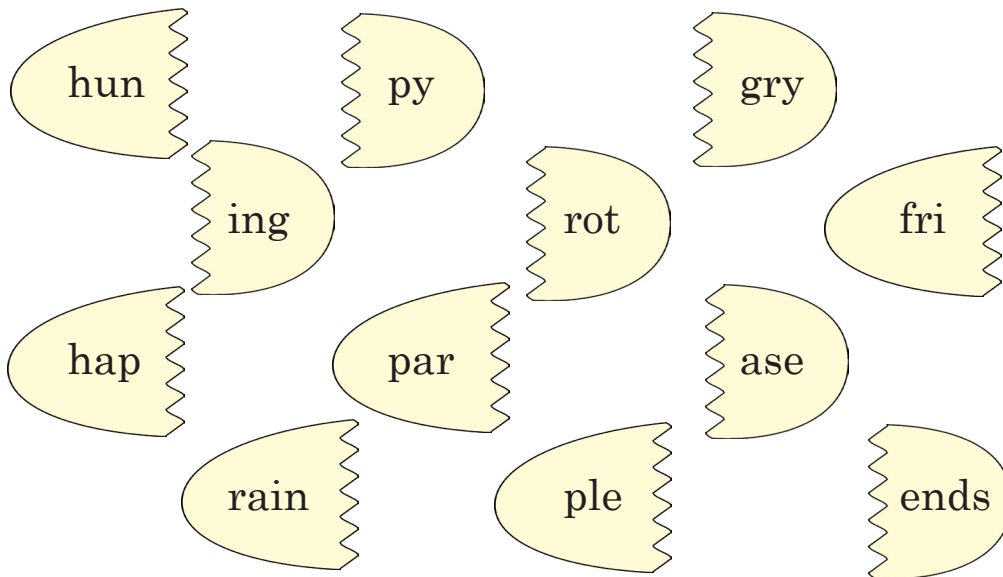


10. My mother ..... my best friend.



**WORKSHEET 3**

Join these broken words and write them again.



1. raining .....

2. ....

3. ....

4. ....

5. ....

6. ....

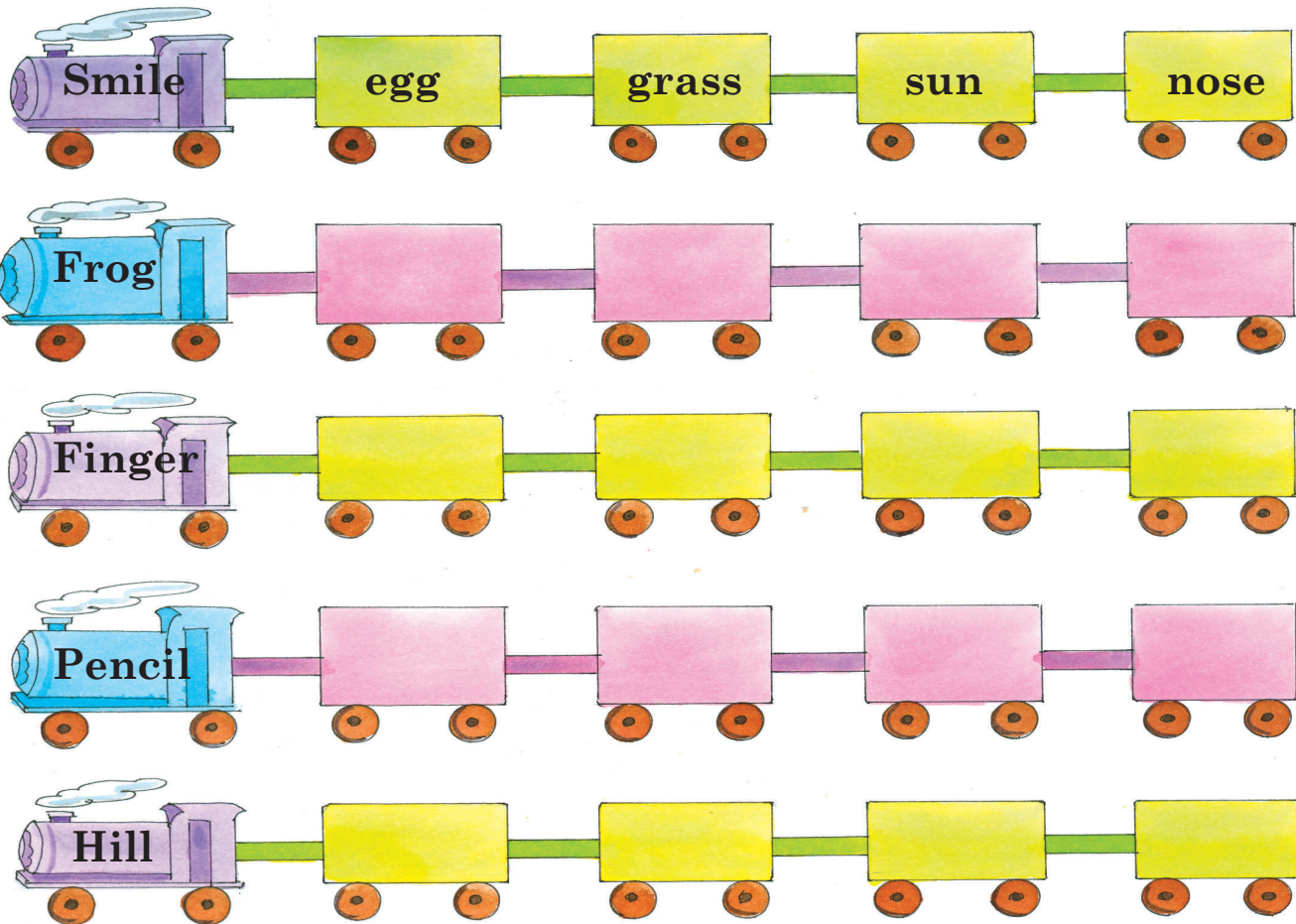


4

# Helpful Friends

## WORKSHEET 1

In Lesson-4 'Helpful Friends', Chirpy has invited her friends for a party. Let us join them in playing games by completing the following word train.



**For the teacher:** Tell the students that the second word should begin with the last letter of the first word and so on. This can be played verbally also like 'Antyakshari'. Encourage your students to play this game often.



## WORKSHEET 2

Put the words in the correct order.

1. The/garden/in/are/the/boys.

.....

2. have/girls/The/books/some.

.....

3. going/am/home/I.

.....

4. have/nice/You/house/a.

.....

5. are/tall/You/a/girl.

.....

## WORKSHEET 3

Fill in suitable prepositions in the blanks given on the next page after seeing the pictures provided.

on


into

behind


near

under

1. The ball is ..... the table.




2. The ball is ..... the table.




3. The ball is ..... the table.




4. The ball is ..... the table.



5. The ball fell ..... the net.








# 5 A Spark in the Dark

## WORKSHEET 1

In Lesson-6 'A Spark in the Dark', Sarika goes to the park. Write the names of the pictures that she finds in the park.




.....



.....



.....



.....



.....

Name of things are called Naming Words.

Now, name any ten things which you see in your classroom.

## WORKSHEET 2

It is Sarika's birthday. Make a list of things she must buy for the party.

1. cake.....

3. ....

5. ....


2. ....

4. ....

6. ....

**WORKSHEET 3**

Two days after Sarika receives this note from the queen.



Next day Sarika's friend helps her to find a lost book. Sarika wants to send her a note thanking her for her help. Help Sarika write the note.

.....

.....

.....

.....

.....

.....

**WORKSHEET 4**

Help Sarika to put 'ar' in each of the following to get a word.

- |        |                 |        |       |
|--------|-----------------|--------|-------|
| 1. smt | .....smart..... | 4. stt | ..... |
| 2. cht | .....           | 5. shk | ..... |
| 3. pty | .....           | 6. cd  | ..... |