

# Primary MATHEMATICS

(Class - I)



**D.A.V. Publication Division**  
**D.A.V. COLLEGE MANAGING COMMITTEE**  
Chitragupta Road, New Delhi-110055

# CONTENTS

S.No.	Topic	Page No.	S.No.	Topic	Page No.
<b>1.</b>	<b>COMPARISONS</b>	<b>1-16</b>		<ul style="list-style-type: none"> <li>• Tens, Ones</li> <li>• Abacus</li> <li>• Numbers in a Sequence</li> <li>• Greater than/Less than</li> <li>• Before, After, Between</li> <li>• Ascending/Descending Order</li> <li>• Concept of Hundred</li> <li>• Hundreds, Tens, Ones</li> </ul>	
	<ul style="list-style-type: none"> <li>• Big, Small and Same size</li> <li>• Long, Short, Same length</li> <li>• Tall, Short, Same height</li> <li>• More, Less, Same quantity</li> <li>• More, Few, Same quantity</li> <li>• Thick, Thin, Same thickness</li> <li>• Far, Near</li> <li>• Things in order</li> </ul>		<b>6.</b>	<b>LENGTH</b>	<b>78-80</b>
<b>2.</b>	<b>NUMBER CONCEPT (0-50)</b>	<b>17-42</b>		<ul style="list-style-type: none"> <li>• More Length</li> <li>• Non-standard units</li> </ul>	
	<ul style="list-style-type: none"> <li>• Missing Numbers</li> <li>• How many</li> <li>• Numeral &amp; Number Name</li> <li>• Tens, Ones</li> <li>• Place Value-Abacus</li> <li>• Greater than/Less than</li> <li>• Equal to</li> <li>• Before, After, Between</li> <li>• Ascending/Descending Order</li> <li>• Ordinal Numbers</li> </ul>		<b>7.</b>	<b>ADD &amp; SUBTRACT</b>	<b>81-83</b>
				<ul style="list-style-type: none"> <li>• Add/Subtract in tens</li> </ul>	
			<b>8.</b>	<b>WEIGHT</b>	<b>84-87</b>
				<ul style="list-style-type: none"> <li>• Heavier/Lighter</li> <li>• Non-standard Units</li> </ul>	
<b>3.</b>	<b>ADDITION AND SUBTRACTION (0-20)</b>	<b>43-53</b>	<b>9.</b>	<b>MORE ON ADDITION (0-99)</b>	<b>88-92</b>
	<ul style="list-style-type: none"> <li>• Add on Number Line</li> <li>• Add Downwards</li> <li>• Subtract on Number Line</li> <li>• Subtract Downwards</li> <li>• Zero</li> <li>• Add three numbers</li> </ul>			<ul style="list-style-type: none"> <li>• Add 2-digit Numbers</li> </ul>	
			<b>10.</b>	<b>CAPACITY</b>	<b>93-94</b>
				<ul style="list-style-type: none"> <li>• Capacity</li> <li>• Non-standard Units</li> </ul>	
<b>4.</b>	<b>SHAPES</b>	<b>54-63</b>	<b>11.</b>	<b>MORE ON SUBTRACTION</b>	<b>95-99</b>
	<ul style="list-style-type: none"> <li>• Shapes</li> <li>• Sides &amp; Corners</li> <li>• Solid shapes</li> <li>• Cube</li> <li>• Cylinder</li> <li>• Cone</li> <li>• Sphere</li> <li>• Faces</li> </ul>			<ul style="list-style-type: none"> <li>• Subtract 2-digit Numbers</li> </ul>	
			<b>12.</b>	<b>TIME</b>	<b>100-105</b>
				<ul style="list-style-type: none"> <li>• Morning, Afternoon</li> <li>• Evening, Night</li> <li>• Telling Time</li> <li>• Clock</li> <li>• Same time</li> </ul>	
<b>5.</b>	<b>NUMBER CONCEPT (0-100)</b>	<b>64-77</b>	<b>13.</b>	<b>MONEY</b>	<b>106-114</b>
	<ul style="list-style-type: none"> <li>• Number Name</li> <li>• Numeral &amp; Number Name</li> </ul>			<ul style="list-style-type: none"> <li>• Coins &amp; Currency Notes</li> <li>• Add the Money</li> <li>• Value of Objects</li> <li>• Total Cost</li> <li>• Add/Subtract Money</li> </ul>	

# COMPARISONS

Do you remember **Big** and **Small**?

Tick (✓) the big one.



Tick (✓) the small one.



Find the **Biggest** and the **Smallest**.






Tick (✓) the biggest.



Tick (✓) the smallest.



Tick (✓) the ones which are of the **same size**.





Do you remember **Long** and **Short**?

Tick (✓) the longer one.



Tick (✓) the shorter one.



Find the **Longest** and the **Shortest**.

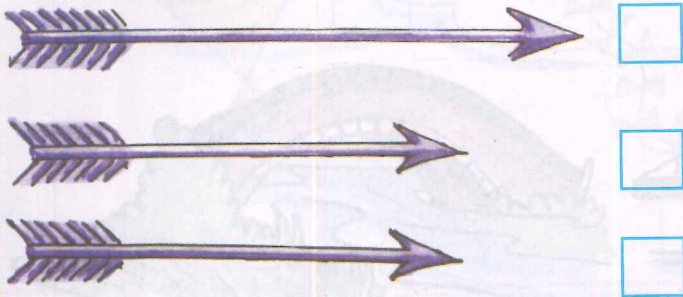
Tick (✓) the longest one.

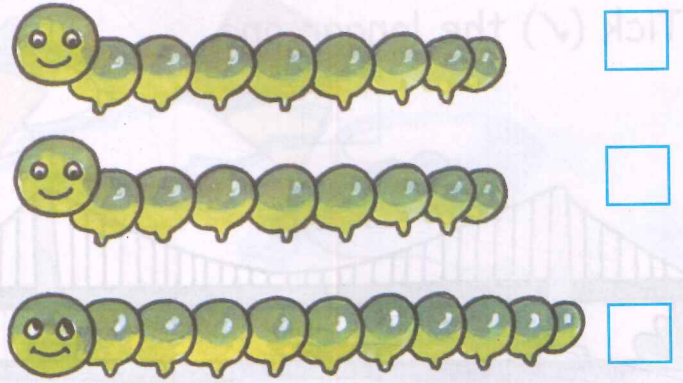



Tick (✓) the shortest one.




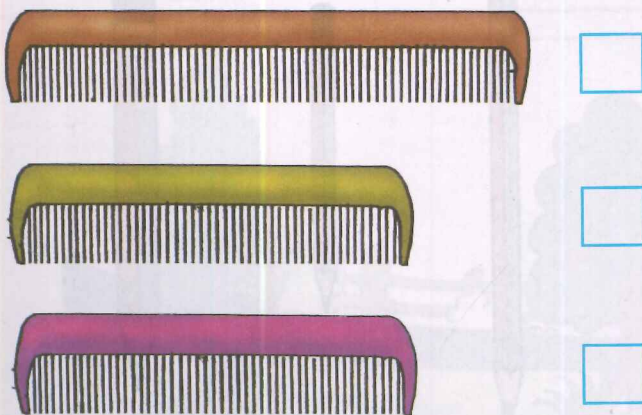
Tick (✓) the ones having the **same length**.



  
  



  
  

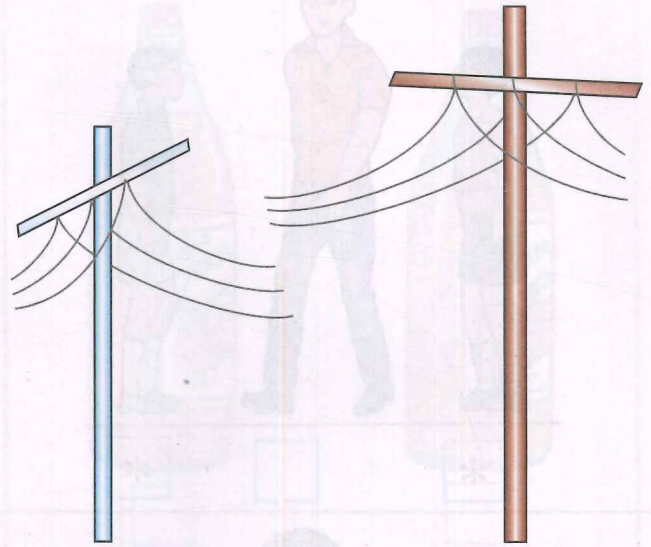


Do you remember **Tall** and **Short**?

Tick (✓) the taller one.




Tick (✓) the shorter one.



Find the **Tallest** and the **Shortest**.






Tick (✓) the shortest one.



Tick (✓) the tallest one.






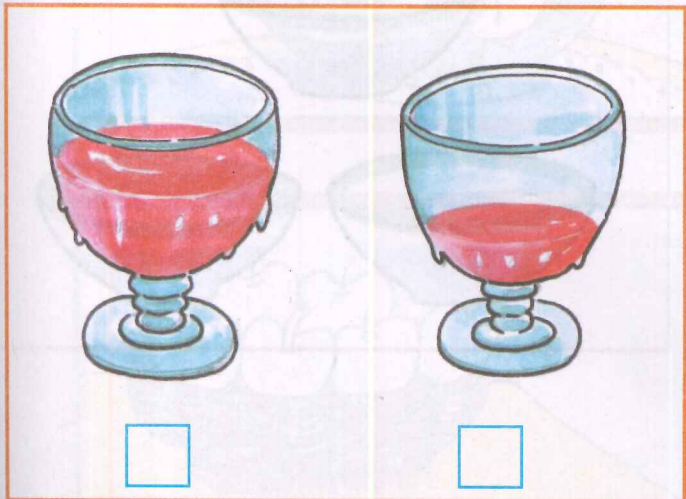


Identify the boys & girls having the **same height** and put (\*) mark in the given box.



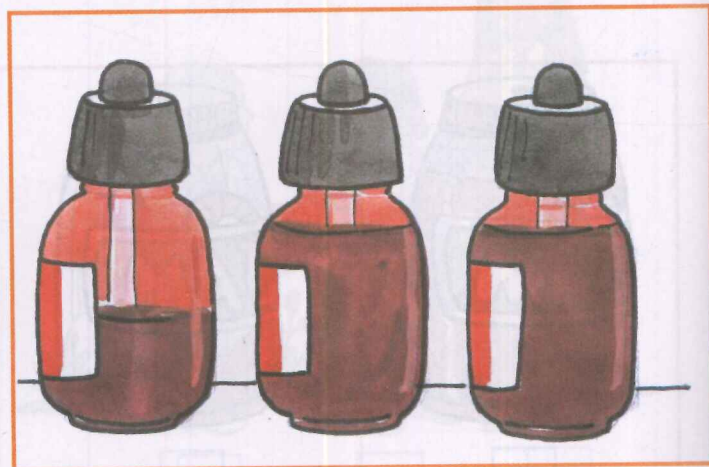

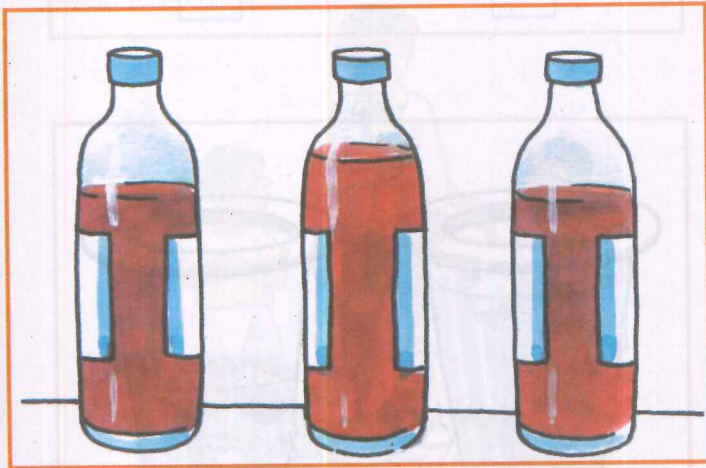
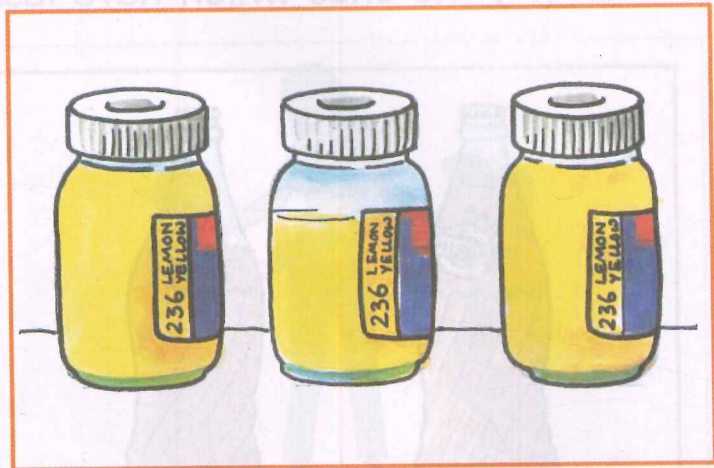



Do you remember **More** and **Less**?

Tick (✓) the ones which have less quantity.





Encircle the ones having the **same quantity**.






# Find **More** and **Few**.

Look at the pairs of sets. In each pair, colour '**Fewer**' red and '**More**' green.




Encircle the ones having the **same quantity**.

Count the apples.



Count the toffees.



Count the leaves.





Count the flowers.

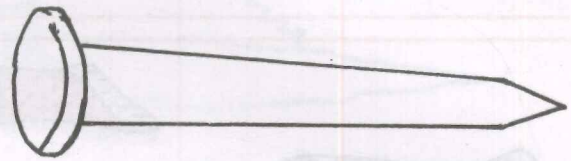



Do you remember **Thick** and **Thin**?

Colour the thicker one.




Colour the thinner one.

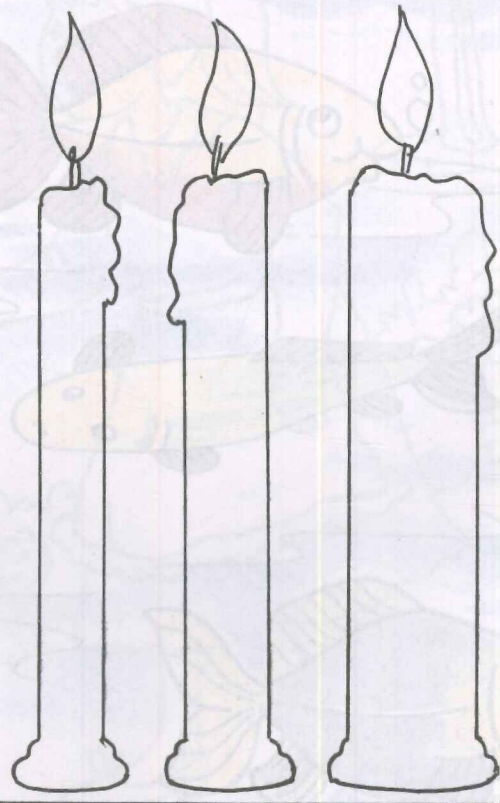


Find the **Thickest** and the **Thinnest**.

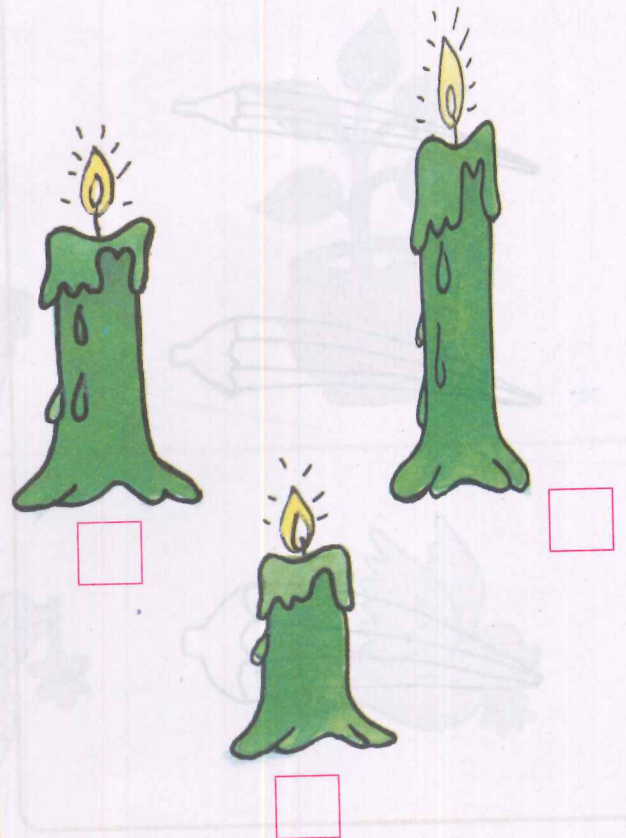

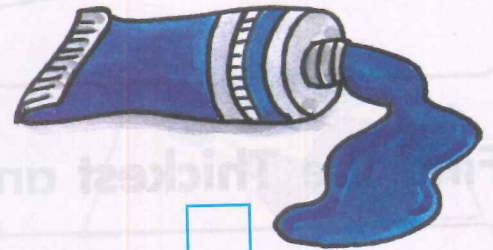

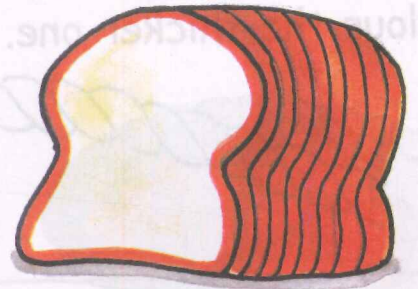


Colour the thickest one.



Colour the thinnest one.




Tick (✓) the ones having the **same thickness**.



Find **Far** and **Near**.


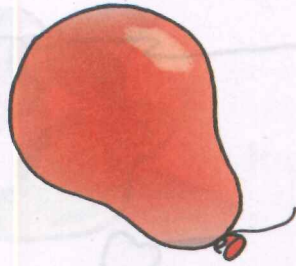

Colour any two things green that are 'far' from the girl and any two things red that are 'near' to the girl.





Put the things in **order**.

Read the instructions carefully.

Begin with the smallest object and write , , , .



Begin with the biggest object and write , , , .








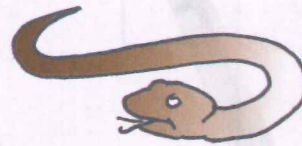


Begin with the shortest object and write , , , .



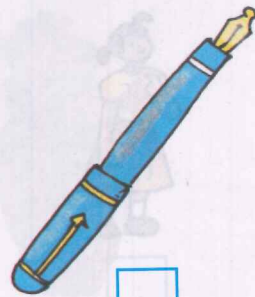

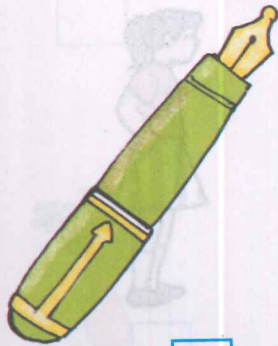

Begin with the tallest object and write , , , .



Begin with the longest object and write , , , .






Begin with the thickest object and write , , , .




# NUMBER CONCEPT (0-50)

Insert the **missing numbers**.

Example:



Insert the **missing numbers**.



Count and write **how many** flowers are there.



10

and



1

are  flowers



and



are  flowers




and



are  flowers



and



are  flowers



and



are  flowers



and



are

flowers



and



are

flowers



and



are

flowers



and



are

flowers



and





















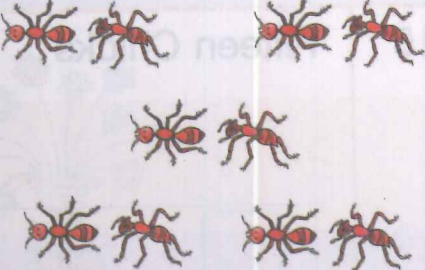
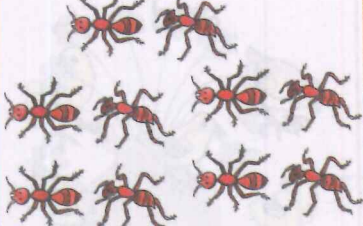
are

flowers



Count the objects and write **numeral** and **number name**.


<p><i>Example:</i> Ten Birds</p> 	<p>and ... ↓ one bird ... are</p> 	<p>11</p> <p>11</p> <p>11</p>	<p>Eleven Birds</p> <p>Eleven Birds</p> <p>Eleven Birds</p>
	<p>and ...</p>  <p>... are</p>	<p>12</p>	<p>Twelve Apples</p> <p>_____</p> <p>_____</p>
	<p>and ...</p>  <p>... are</p>	<p>13</p>	<p>Thirteen Balls</p> <p>_____</p> <p>_____</p>
	<p>and ...</p>  <p>... are</p>	<p>14</p>	<p>Fourteen Cats</p> <p>_____</p> <p>_____</p>
	<p>and ...</p>  <p>... are</p>	<p>15</p>	<p>Fifteen Chicks</p> <p>_____</p> <p>_____</p>

	<p>and ...</p>  <p>... are</p>	<p>16</p>	<p>Sixteen Ladybirds</p> <hr/> <hr/>
	<p>and ...</p>  <p>... are</p>	<p>17</p>	<p>Seventeen Fish</p> <hr/> <hr/>
	<p>and ...</p>  <p>... are</p>	<p>18</p>	<p>Eighteen Leaves</p> <hr/> <hr/>
	<p>and ...</p>  <p>... are</p>	<p>19</p>	<p>Nineteen Pencils</p> <hr/> <hr/>
	<p>and ...</p>  <p>... are</p>	<p>20</p>	<p>Twenty Ants</p> <hr/> <hr/>







# How many in each box?

Join each box to the right number. Also write number name in the given space.



Ten



10

11


13

15

14


12

Join each box to the right number. Also write number name in the given space.





18

17



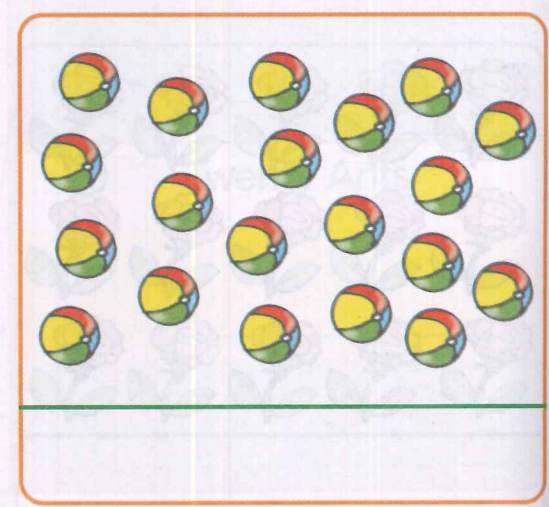

20

16



19

15



Look at this number.

12



This says how many tens are there.

This says how many ones are there.

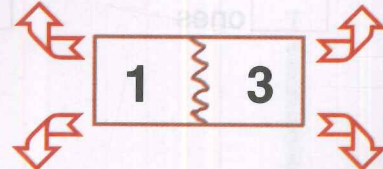
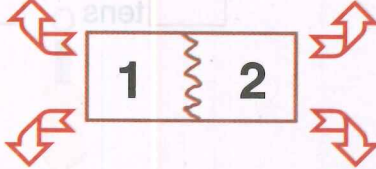


Tens place

Ones place

Tens place

Ones place



1  
Tens

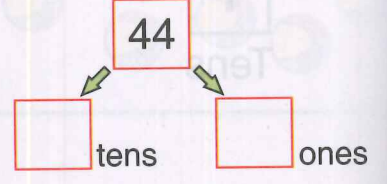
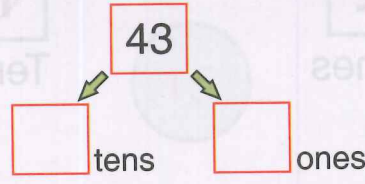
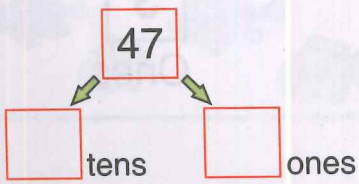
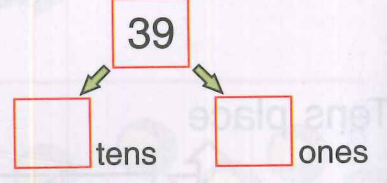
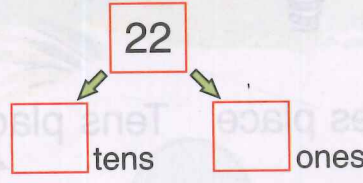
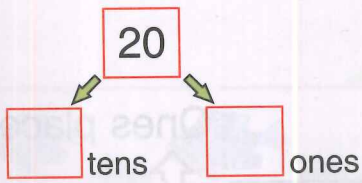
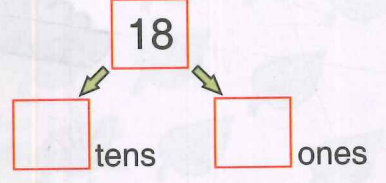
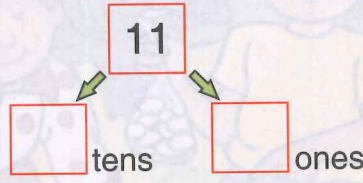
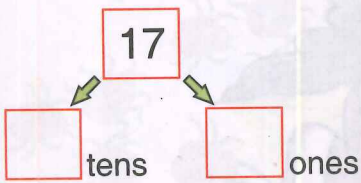
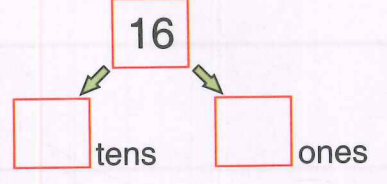
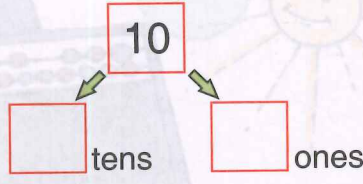
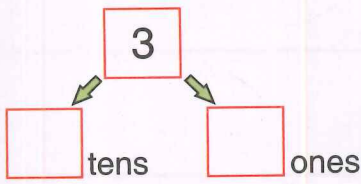
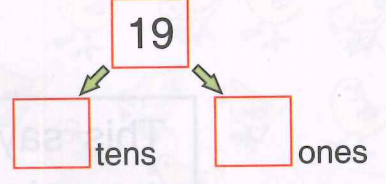
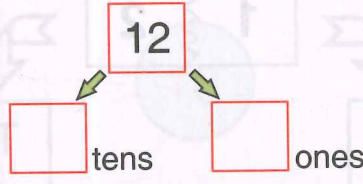
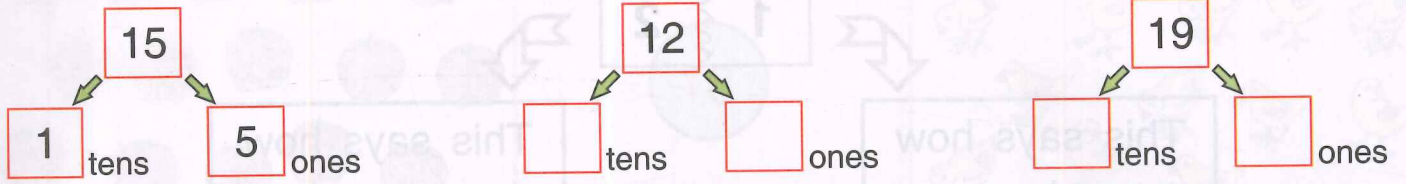
2  
Ones

1  
Tens

3  
Ones

Write down the **tens** and the **ones** in the boxes for the given numbers. First one is done for you.

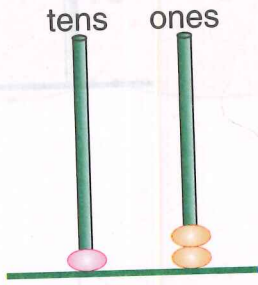
Example:



# Place Value

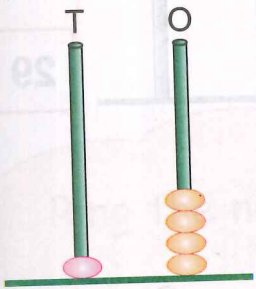
Do you remember **abacus**? What number does the **abacus** show? Write in the . First one is done for you.

Example:

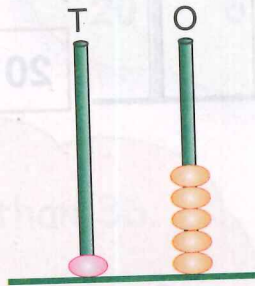


$$10 + 2 = 12$$

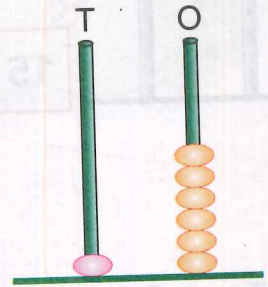
(It is read as one tens and two ones.)



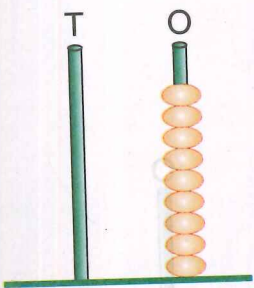
$$\underline{\quad} + \underline{\quad} = \square$$



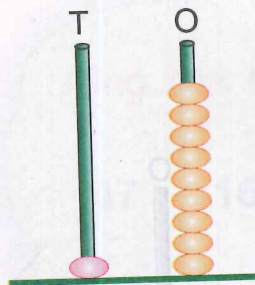
$$\underline{\quad} + \underline{\quad} = \square$$



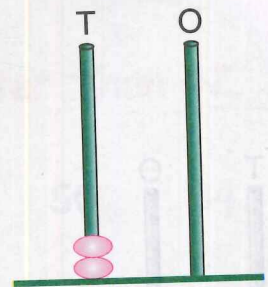
$$\underline{\quad} + \underline{\quad} = \square$$



$$\underline{\quad} + \underline{\quad} = \square$$



$$\underline{\quad} + \underline{\quad} = \square$$



$$\underline{\quad} + \underline{\quad} = \square$$