


# Primary MATHEMATICS

2



# Primary MATHEMATICS

(Class - II)



D.A.V. Publication Division

**D.A.V. COLLEGE MANAGING COMMITTEE**

Chitragupta Road, New Delhi-110055

# CONTENTS

S.No.	Topic	Page No.
1.	<b>NUMBERS TILL 100</b>	1-8
	<ul style="list-style-type: none"><li>• Missing Numbers</li><li>• Place Value</li><li>• Number Names</li><li>• Before, After, Between</li><li>• <math>&gt;</math>, <math>&lt;</math> and <math>=</math></li><li>• Ascending/Descending Order</li><li>• Ordinal Numbers</li><li>• Concept of Hundred</li></ul>	
2.	<b>NUMBERS UPTO 999</b>	9-26
	<ul style="list-style-type: none"><li>• Introduction</li><li>• Numbers 100 to 900 (HTO)</li><li>• Number Names</li><li>• Missing Numbers</li><li>• Before, After, Between</li><li>• <math>&gt;</math>, <math>&lt;</math> and <math>=</math></li><li>• Ascending/Descending Order</li><li>• Brain Teasers</li></ul>	
3.	<b>ADDITION</b>	27-38
	<ul style="list-style-type: none"><li>• Changing ones into tens</li><li>• Changing tens into hundreds</li><li>• More on Addition</li><li>• Word Problems</li></ul>	
4.	<b>SUBTRACTION</b>	39-53
	<ul style="list-style-type: none"><li>• Changing tens into ones</li><li>• Word Problems</li><li>• Subtract 3-digit numbers : Changing tens &amp; hundreds</li><li>• Word Problems</li><li>• Brain Teasers (Addition and Subtraction)</li></ul>	
5.	<b>MONEY</b>	54-64
	<ul style="list-style-type: none"><li>• Coins and Currency Notes</li><li>• Adding rupees</li><li>• Exchanging 100 rupee note</li><li>• Addition/Subtraction of rupees &amp; paise</li><li>• Word Problems</li><li>• Brain Teasers</li></ul>	
6.	<b>SHAPES</b>	65-70
	<ul style="list-style-type: none"><li>• Shapes</li><li>• Faces/Edges/Vertex</li><li>• Brain Teasers</li></ul>	

**7. ODDS AND EVENS**

- Odds & Evens
- Brain Teasers

71-74

**8. MULTIPLICATION**

- Repeated addition
- Multiplication on Number line
- Multiplication Tables (2-10)
- Multiplication by Zero
- Word Problems
- Multiplication : 2-digit by 1-digit
- Brain Teasers

75-106

**9. TIME**

- What is the time?
- Hours in a day
- Days of the week
- Months in a year
- Brain Teasers

107-117

**10. WEIGHTS**

- Non-standard units of weight
- Introducing kilogram & gram
- Adding & subtracting weights
- Word Problems

118-125

**11. CAPACITY**

- Non-standard units of capacity
- Introducing litre & millilitre
- Adding & subtracting capacities
- Word Problems

126-132

**12. LENGTH**

- Non-standard units of length
- Introducing metre & centimetre
- Draw lines in 'cm' using ruler
- Adding & subtracting lengths
- Word Problems
- Brain Teasers (Weight, Capacity, Length)

133-142

**13. FRACTIONS**



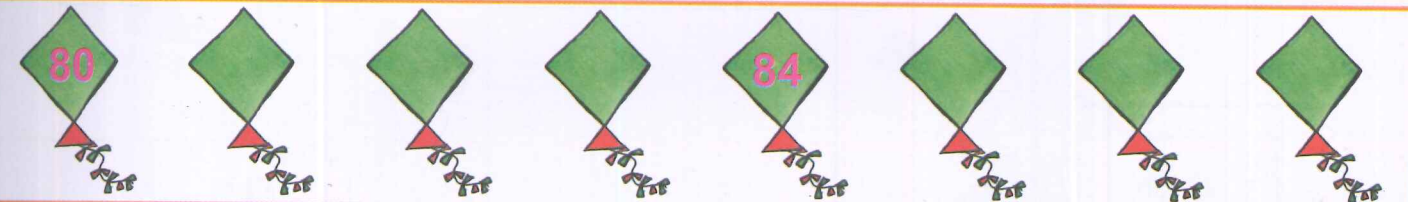


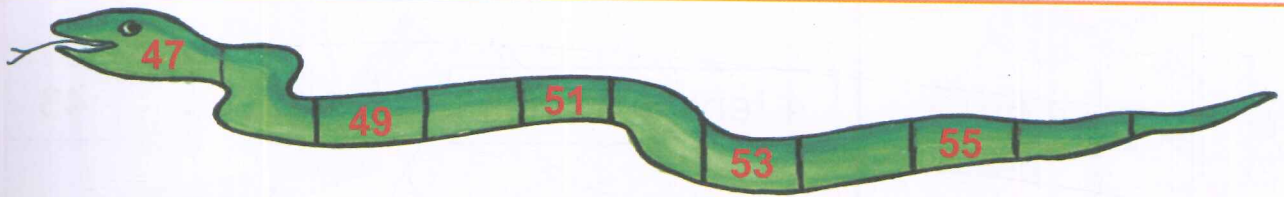
- Equal & Unequal parts
- Cutting into half & quarters
- Brain Teasers

143-152

# NUMBERS TILL 100

Do you remember missing numbers?

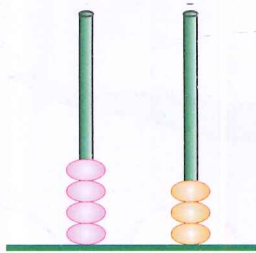
Insert the missing numbers.



# Do you remember place value?

What number does the abacus show? Write the number in the  box.

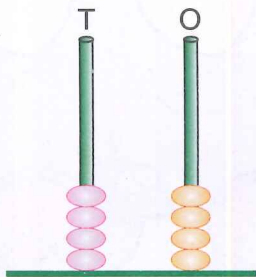
Tens Ones



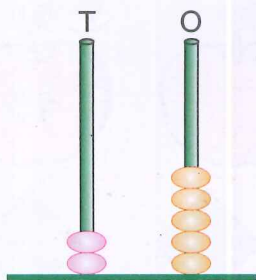
4 tens + 3 ones

=

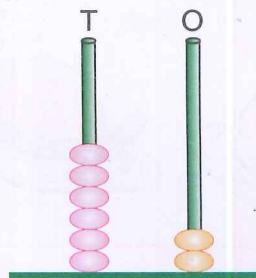
43



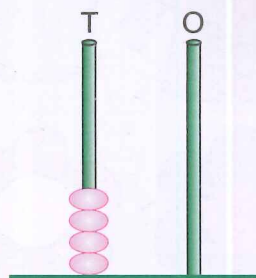
=



=



=







=

# Do you remember number names?

box. Look at the numbers and write the number names.



Ninety eight



# Do you remember before, after and between?

Ring the number that comes just ...

after  
19

18    92

20

before  
31

30    14

32

between  
49 & 51

52    50

48

before  
28

29    27

83

between  
70 & 72

69    73

71

after  
60

61    59

70

between  
58 & 60

57    59

61

after  
90

91    89

92

before  
11

12    22

10

after  
98

90    97

99

before  
77

78    76

66

between  
53 & 55

54    52

56



Do you remember '>', '<' and '=' ?

Look at the numbers. Write '>', '<' or '=' in the .

60 <input type="text"/> 50	15 <input type="text"/> 51
29 <input type="text"/> 41	48 <input type="text"/> 59
18 <input type="text"/> 58	36 <input type="text"/> 36
30 <input type="text"/> 13	78 <input type="text"/> 77
47 <input type="text"/> 74	20 <input type="text"/> 19
96 <input type="text"/> 86	38 <input type="text"/> 18
57 <input type="text"/> 53	59 <input type="text"/> 49
39 <input type="text"/> 93	87 <input type="text"/> 87
90 <input type="text"/> 90	99 <input type="text"/> 100

## Ascending/Descending order

Arrange the numbers in ascending order.

49, 47, 48, 44, 45



70, 15, 75, 7, 25



60, 30, 20, 40, 50



88, 93, 39, 79, 29



17, 23, 75, 30, 46



Arrange the numbers in descending order.

74, 80, 77, 68, 55



28, 33, 51, 42, 63



98, 95, 90, 76, 80



65, 37, 15, 59, 73



23, 72, 14, 95, 38



# Ordinal numbers

Fill in the following boxes:

The position of **I** in RABBIT is  . 

The position of **L** in CLOWN is  . 

The position of **F** in BUTTERFLY is  . 

The position of **O** in FLOWER is  . 

Fill in the boxes to get the name of the first Headmaster of first D.A.V. School.

The 6th letter is **M**

The 1st letter is **M**

The 3rd letter is **H**

The 4th letter is **A**

The 7th letter is **A**

The 5th letter is **T**

The 2nd letter is **A**

The 5th letter is **R**

The 3rd letter is **N**

The 1st letter is **H**

The 6th letter is **A**

The 4th letter is **S**

The 7th letter is **J**

The 2nd letter is **A**

--	--	--	--	--	--	--	--

--	--	--	--	--	--	--	--


# Do you remember '100'?



What shall I do? I have only 99 coins.

Take this 1 coin also.

Thank you! Now, I have 100 coins.



10 tens and 0 ones = 100 = One hundred

Hundreds Place

Tens Place

Ones Place

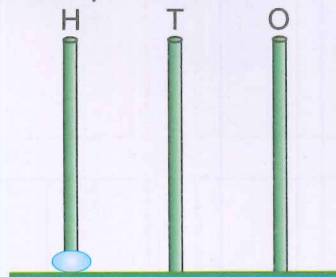


1 hundreds

0 tens

0 ones

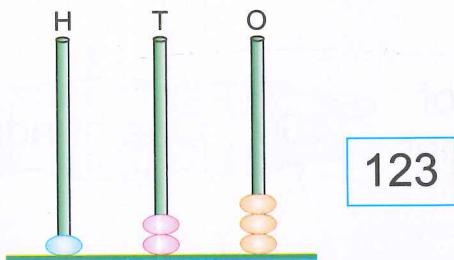
On the abacus, 100 is shown like this:



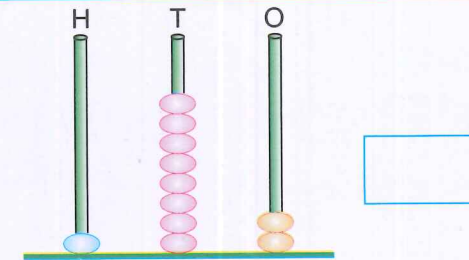
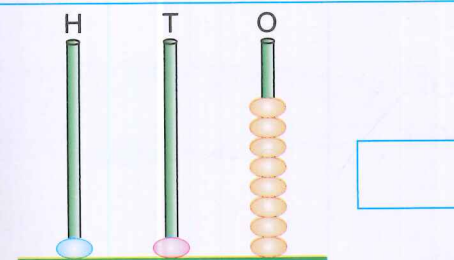
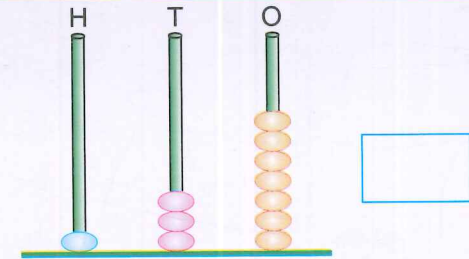
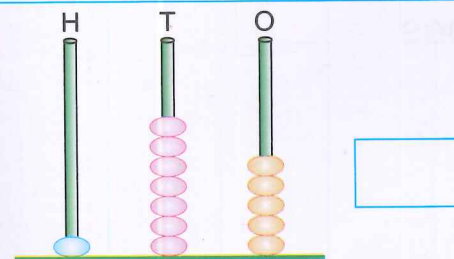
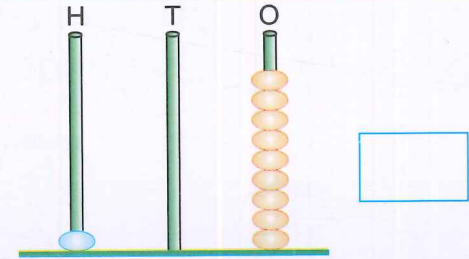
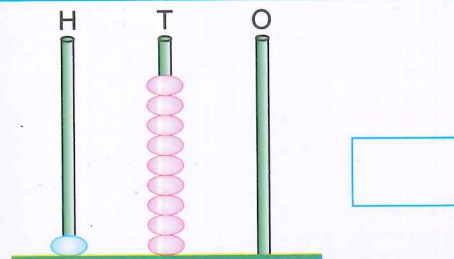
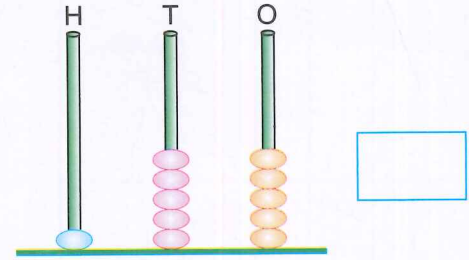
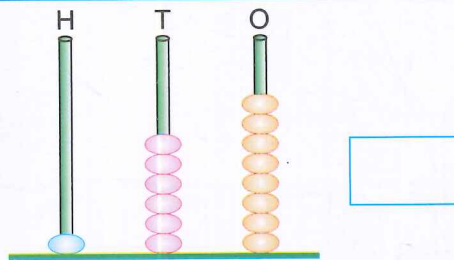
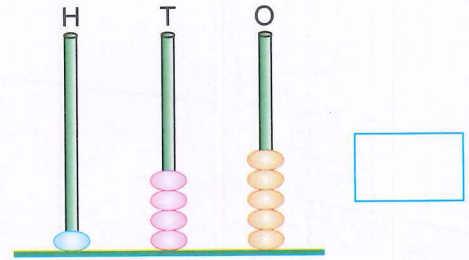
# NUMBERS UPTO 999

## Introduction

Look at the abacus. What number does the abacus show?




One hundred, two tens, three ones



# Numbers 100 to 900

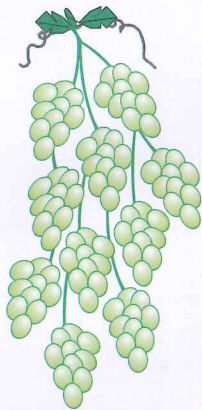
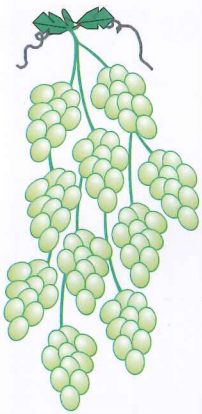
Write the numbers and number names in the boxes.



1 vine of  
100 grapes

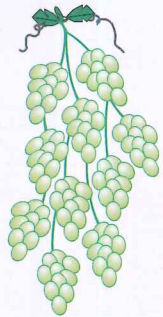
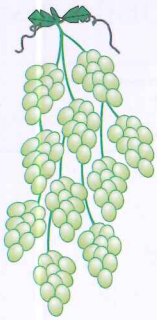
100

One hundred



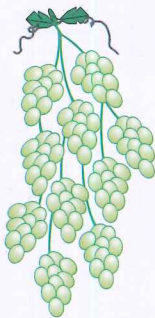
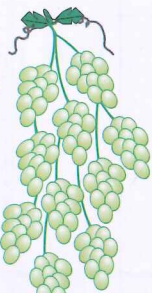
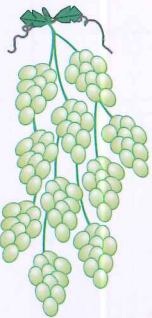

2 vines of  
100 grapes

Blank box for writing the number and name for 200.




3 vines of  
100 grapes

Blank box for writing the number and name for 300.





4 vines of  
100 grapes



Blank box for writing the number and name for 400.





5 vines of  
100 grapes





6 vines of  
100 grapes




7 vines of  
100 grapes



8 vines of  
100 grapes

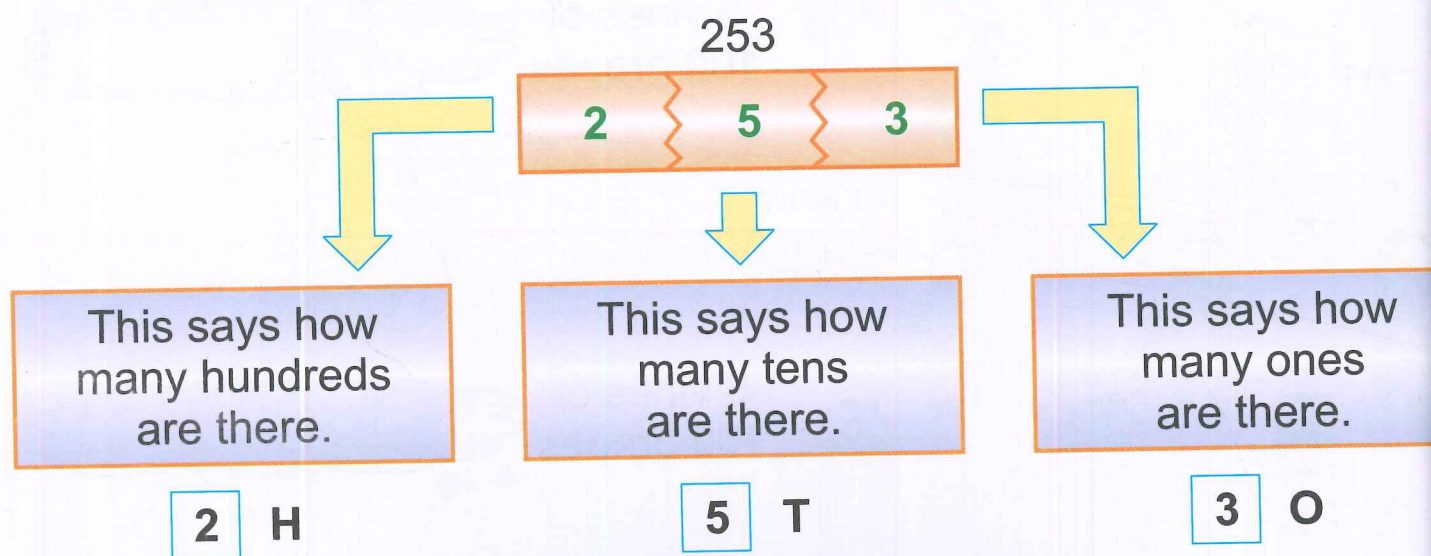


9 vines of  
100 grapes

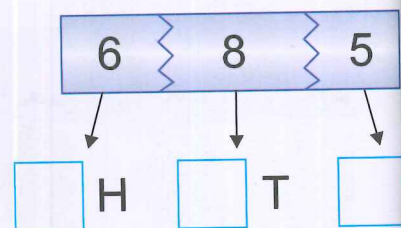
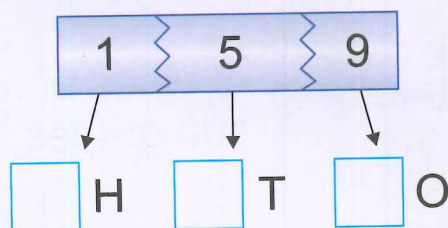
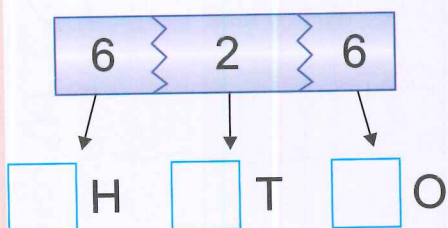
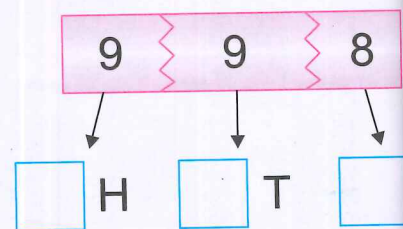
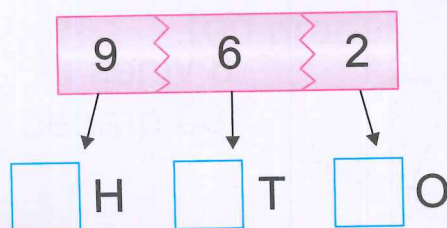
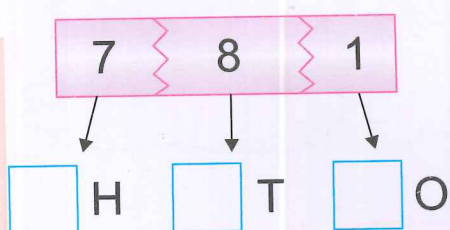
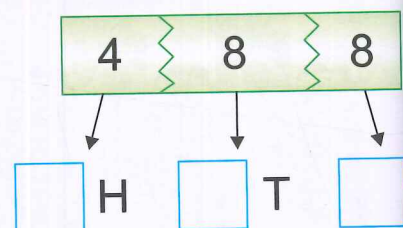
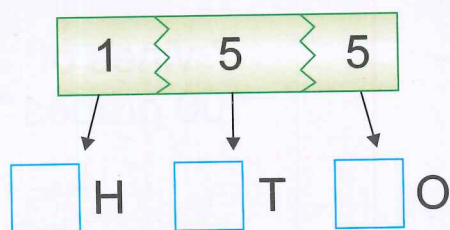
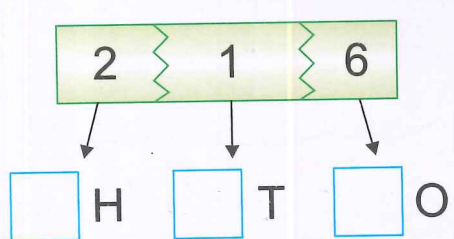


# Hundreds, Tens & Ones

Take the number -



Write down how many hundreds (H), tens (T) and ones (O) are there these numbers.





# Number writing

Complete the numbers from 101 to 200.

101									
	112								
		123							
			134						
				145					
					156				
						167			
							178		
								189	
									200

s how  
ones  
ere.

O  
there i

8  
↓  
T

8  
↓  
T

5  
↓  
T

For the teacher: The practice of writing numbers upto 999 can be done in the notebook.

## Expanded form

Write the numbers in expanded form.

Example:

$$103 \rightarrow \underline{1} \text{ hundreds} + \underline{0} \text{ tens} + \underline{3} \text{ ones}$$
$$\boxed{100} + \boxed{00} + \boxed{3}$$

$$576 \rightarrow \underline{\quad} \text{ hundreds} + \underline{\quad} \text{ tens} + \underline{\quad} \text{ ones}$$
$$\boxed{\quad} + \boxed{\quad} + \boxed{\quad}$$

$$249 \rightarrow \underline{\quad} \text{ hundreds} + \underline{\quad} \text{ tens} + \underline{\quad} \text{ ones}$$
$$\boxed{\quad} + \boxed{\quad} + \boxed{\quad}$$

$$488 \rightarrow \underline{\quad} \text{ hundreds} + \underline{\quad} \text{ tens} + \underline{\quad} \text{ ones}$$
$$\boxed{\quad} + \boxed{\quad} + \boxed{\quad}$$

$$807 \rightarrow \underline{\quad} \text{ hundreds} + \underline{\quad} \text{ tens} + \underline{\quad} \text{ ones}$$
$$\boxed{\quad} + \boxed{\quad} + \boxed{\quad}$$

$$395 \rightarrow \underline{\quad} \text{ hundreds} + \underline{\quad} \text{ tens} + \underline{\quad} \text{ ones}$$
$$\boxed{\quad} + \boxed{\quad} + \boxed{\quad}$$

# Number names

Neha has forgotten how to write the numbers in words. Help her to complete this work.



142

One hundred and forty two



450



355



578



299



854



807



500



309



999



674