




0333CH13



Appa bought a new calendar,  
 Amma points a big blunder.  
 Missing was the month of July,  
 I wonder, where did it fly?  
 Don't worry, don't worry,  
 I have a solution to your query.  
 July and January looks the same,  
 Let us play the calendar game.



## Let us Do

Make the calendar for the month of July 2024.

### July

| Monday<br>(सोमवार) | Tuesday<br>(मंगलवार) | Wednesday<br>(बुधवार) | Thursday<br>(गुरुवार) | Friday<br>(शुक्रवार) | Saturday<br>(शनिवार) | Sunday<br>(रविवार) |
|--------------------|----------------------|-----------------------|-----------------------|----------------------|----------------------|--------------------|
|                    |                      |                       |                       |                      |                      |                    |
|                    |                      |                       |                       |                      |                      |                    |
|                    |                      |                       |                       |                      |                      |                    |
|                    |                      |                       |                       |                      |                      |                    |
|                    |                      |                       |                       |                      |                      |                    |

Observe the July month and complete the following.

1. Number of Sundays \_\_\_\_\_
2. Write the dates in this month that are Thursdays  
\_\_\_\_\_
3. Three days after July 22 is July \_\_\_\_\_.  
The day on this date is \_\_\_\_\_
4. A school closes on July 7 for 15 days. The date on  
which the school will open is \_\_\_\_\_



## Let us Explore

Collect calendars for the last two years. Observe the following in both the calendars:

1. What is the same? What is changing in the years?

Tick  the correct answer.

- |                               |               |
|-------------------------------|---------------|
| (a) Names of the months       | Same/ Changes |
| (b) Days in a month           | Same/ Changes |
| (c) Days in a week            | Same/ Changes |
| (d) Number of Sundays         | Same/ Changes |
| (e) Number of weeks in a year | Same /Changes |

| Festival         | Date<br>Month Year<br>DD/MM/YY | Date<br>Month Year<br>DD/MM/YY | Festival         | Date<br>Month Year<br>DD/MM/YY | Date<br>Month Year<br>DD/MM/YY |
|------------------|--------------------------------|--------------------------------|------------------|--------------------------------|--------------------------------|
| Deepawali        |                                |                                | Makarsankranti   |                                |                                |
| Ganesh Chaturthi |                                |                                | Mahavirjayanti   |                                |                                |
| Id-ul-fitr       |                                |                                | Independence Day |                                |                                |
| Dussehra         |                                |                                | Gurupurab        |                                |                                |
| Buddha Purnima   |                                |                                | Republic day     |                                |                                |
| Christmas        |                                |                                | Your birthday    |                                |                                |

Circle the festivals that fall on the same date.



## Let us Do

- Write the names of the 12 months in a year.
- Months that have less than 30 days \_\_\_\_\_
- Number of days in a year \_\_\_\_\_
- Hetal says there are 53 weeks in a year. Is she right? Yes/No. If not, how many weeks did you find in a year?

## Age Fun

Talk to your mother and find the following.



Age of my mother's mother  
when my mother was born:

\_\_\_\_\_



How old are we?

\_\_\_\_\_



My mother's age today:

\_\_\_\_\_



Age of my mother's mother  
when I was born:

\_\_\_\_\_



Age of my mother's  
mother today:

\_\_\_\_\_



My mother's age  
when I was born:

\_\_\_\_\_

Hetal is twice as old as her brother. She is also 10 years older than her brother. Guess the age of Hetal and her brother.



**Teacher's Note:** Discuss with the children the strategies they used to find the age of different people.



## Let us Do

*Form Number 5*  
*Government of Kerala*



# BIRTH CERTIFICATE

*This is to certify that this information is taken from the original record of birth which is in the register for the year 2015 of Kottayam Panchayat.*

|                              |   |
|------------------------------|---|
| <i>Name:</i>                 | <i>Bincy Thomas Jacob</i>                           |
| <i>Sex:</i>                  | <i>female</i>                                       |
| <i>Date of Birth:</i>        | <i>02/05/2015 (Second May Two Thousand Fifteen)</i> |
| <i>Place of Birth:</i>       | <i>Kadampuzha Hospital</i>                          |
| <i>Name of Father:</i>       | <i>Jacob Tharakan</i>                               |
| <i>Name of Mother:</i>       | <i>Lara Thomas</i>                                  |
| <i>Date of Registration:</i> | <i>02/05/2015</i>                                   |
| <i>Registration Number:</i>  | <i>815/15</i>                                       |

*Date 18. 05. 2015* *Signature Authority*

Look at the birth certificate of Bincy and answer the following question.

1. 2/5/2015 shows that Bincy was born on 2 (April/May/June/July) in the year 2015.
2. How old will Bincy be on 2 May 2025? \_\_\_\_\_
3. How old will she be in 2030? \_\_\_\_\_
4. Eighth Birthday of Bincy was on \_\_\_\_\_.
5. Bincy was \_\_\_\_\_ months old on 2 August 2015.
6. After how many days of her birth was the certificate issued? \_\_\_\_\_



## Let us Do

1. Make your own birth certificate.

Form Number \_\_\_\_\_

Government of \_\_\_\_\_

# BIRTH CERTIFICATE

*This is to certify that the information was taken from original records of birth which is in the register of year \_\_\_\_\_ and \_\_\_\_\_*

Name : \_\_\_\_\_

Sex: \_\_\_\_\_

Date of Birth: \_\_\_\_\_

Place of Birth: \_\_\_\_\_

Name of Father: \_\_\_\_\_

Name of Mother: \_\_\_\_\_

Date of Making Certificate: \_\_\_\_\_

Age on the date of making the certificate: \_\_\_\_\_

\_\_\_\_\_  
Your Signature

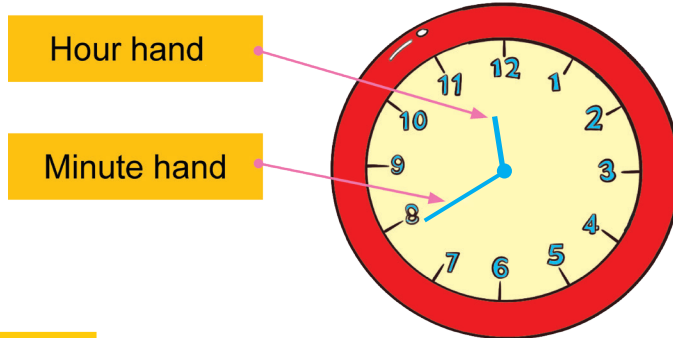
2. Complete the following by writing the dates in the boxes given below:

|               |  |   |   |
|---------------|--|---|---|
| Date of Birth | Date on which you were admitted in the school. | Date on which you were admitted in Class I. | Date on which you were admitted in Class III. |
|               |  |   |   |



## Let us Play

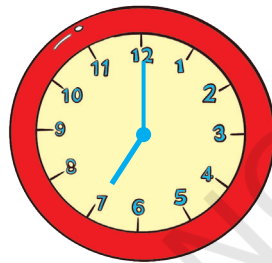
Get a working analog clock or watch. Observe the face of the clock and movements of the hands. Discuss what you observe.



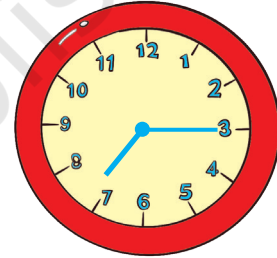
## Let us Do

- Hetal started her breakfast at 7 o'clock in the morning. She finished her breakfast at 07:15 in the morning.

(a) 07:00



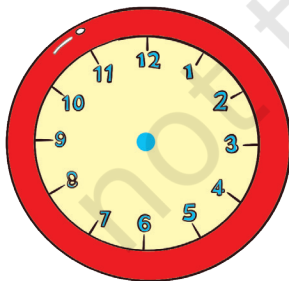
(b) 07:15




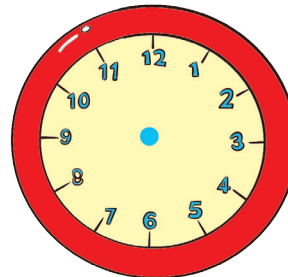
She took \_\_\_\_\_ minutes to eat her breakfast. How do you know?

- Draw the hour hand and minute hand on the clock to show the following:

(a) 8:15 or quarter past 8



(b) 8:30 or half past 8



**Teacher's Note:** Discuss with children what the numbers and marks on the clock mean. Also discuss the process of measuring the duration of hours and minutes using the clock.




# Let us Do

A Day in the life of Hetal.


Match the activity with the statement shown in the picture.

Write the time and draw the minute hand and the hour hand wherever it is required.



9 o'clock

Goes to Sleep




\_\_\_\_\_ o'clock


Wakes up



7 o'clock



Does yoga




5 o'clock

Studies



Goes to School

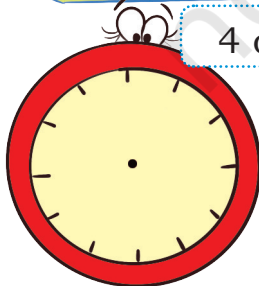


\_\_\_\_\_ o'clock

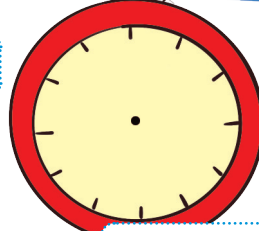


4 o'clock

Plays



Has Lunch




2 o'clock





Returns to home

1 o'clock





## Visit to Nani's House (Grandma's House)



### Let us Think

Fill the table by writing events or activities from your daily life that can take the following durations of time. One is written as an example in each column.

| Takes months                   | Takes weeks                   | Takes days         | Takes hours       | Takes minutes   |
|--------------------------------|-------------------------------|--------------------|-------------------|-----------------|
| Changing from summer to winter | Completing a chapter in class | Knitting a sweater | Stitching a shirt | Taking a shower |
|                                |                               |                    |                   |                 |
|                                |                               |                    |                   |                 |
|                                |                               |                    |                   |                 |



**Teacher's Note:** Bring the child's attention to different events that take minutes, hours, days or months to complete.

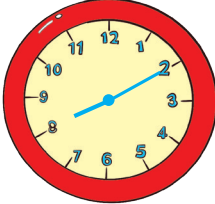
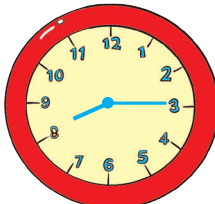
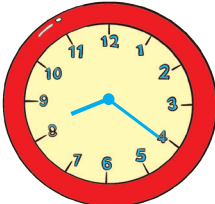
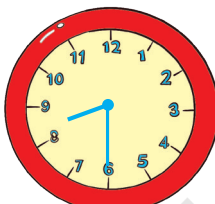
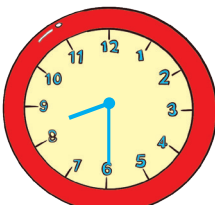

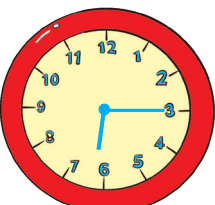

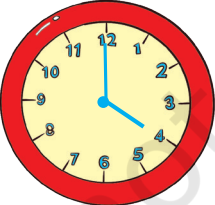

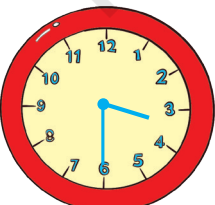

3. Write the number of minutes taken for the following activities.

| Activity       | Time taken    |
|----------------|---------------|
| School Period  | _____ minutes |
| Lunch Break    | _____ minutes |
| Midday Meal    | _____ minutes |
| Play Period    | _____ minutes |
| Eating Dinner  | _____ minutes |
| Brushing Teeth | _____ minutes |

4. Write down what you can do in the time frame given below.

| Time       | Activity |
|------------|----------|
| 5 minutes  |          |
| 10 minutes |          |
| 15 minutes |          |
| 20 minutes |          |
| 25 minutes |          |
| 30 minutes |          |
| 45 minutes |          |
| 60 minutes |          |

5. Write the number of minutes passed by looking at the movement of the minute and hour hands.

| Beginning Time  | End Time  | Time taken |
|---|---|------------|
|    |    | 5 minutes  |
|    |    |            |
|   |   |            |
|  |  |            |
|  |  |            |
|  |  |            |



## Let us Explore

You may have seen digital watches or clocks at various places. Where have you seen them?



A **digital** clock shows time using digits. A clock showing time with second, minute and hour hands is called an **Analog** clock.

1. What is the difference between the above two clocks?
2. Which clock do you have on your school wall?

Duration of time is also measured using sand clocks. Make your own sand clock (timer), in the presence of an adult.

### Material required:

- (i) Two waste transparent or glass bottles of small size with caps.
- (ii) Strong glue to join bottle caps.

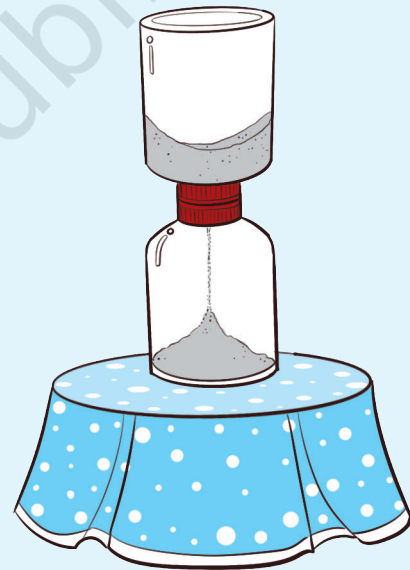
### Process:

Join the tops of the bottle caps with each other using a strong glue.

Make a small hole with a fine needle at the centre of the joined caps.

Fill one of the bottles half way with fine sand and close the bottle with the joined caps.

Attach the second bottle on the other side of the joined caps.



Find out how much time it takes to shift the sand from one bottle to the second one by looking at the clock. Your sand clock is ready for use. You may use it to time while playing different games.